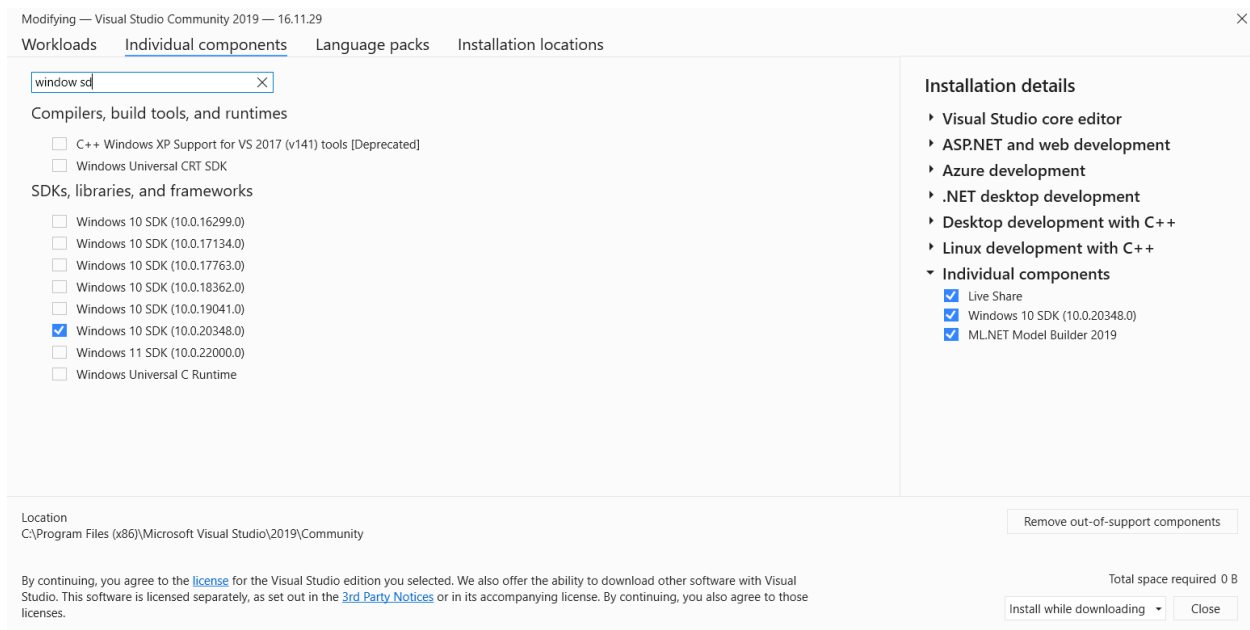


My windows os is 10. I have attached screenshot below:



I am using Visual Studio 2019 which is requirement for my project. I have change the compilers cl.exe path but it doesn't work for me. My initial path for CXX and C compiler is C:/Program Files/Microsoft Visual Studio/2022/Community/VC/Tools/MSVC/14.37.32822/bin/Hostx64/x64/cl.exe. It shows an error when CMake is build. I have try Hostx64/x64,x86 and Host86/x64,x86 but not working. I am stuck in it.



Here is sdk SS.







Here is workload SS.

Workloads Individual components Language packs Installation locations

Web & Cloud (4)

**ASP.NET and web development** ☒
Build web applications using ASP.NET Core, ASP.NET, HTML/JavaScript, and Containers including Docker supp...**Python development** ☐
Editing, debugging, interactive development and source control for Python.**Azure development** ☒
Azure SDKs, tools, and projects for developing cloud apps and creating resources using .NET and .NET Framework...**Node.js development** ☐
Build scalable network applications using Node.js, an asynchronous event-driven JavaScript runtime.

Desktop & Mobile (5)

**.NET desktop development** ☒
Build WPF, Windows Forms, and console applications using C#, Visual Basic, and F# with .NET and .NET Frame...**Universal Windows Platform development** ☐
Create applications for the Universal Windows Platform
with C#, C++, or Visual Basic**Desktop development with C++** ☒
Build modern C++ apps for Windows using tools of your choice, including MSVC, Clang, CMake, or MSBuild.**Mobile development with .NET (out of support)** ☐
Build cross-platform applications for iOS, Android or Windows on ARM
with C#, C++, or Visual Basic

Installation details

- Visual Studio core editor
- ASP.NET and web development
- Azure development
- .NET desktop development
- Desktop development with C++
- Linux development with C++
- Individual components
 - ☒ Live Share
 - ☒ Windows 10 SDK (10.0.20348.0)
 - ☒ ML.NET Model Builder 2019

Location

C:\Program Files (x86)\Microsoft Visual Studio\2019\Community

[Remove out-of-support components](#)

By continuing, you agree to the [license](#) for the Visual Studio edition you selected. We also offer the ability to download other software with Visual Studio. This software is licensed separately, as set out in the [3rd Party Notices](#) or in its accompanying license. By continuing, you also agree to those licenses.

Total space required 0 B

Install while downloading ▾

[Close](#)