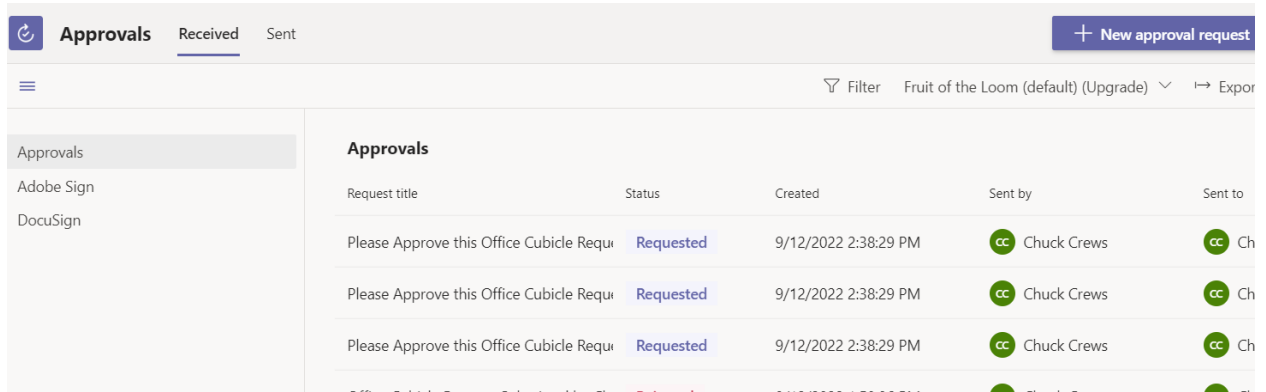
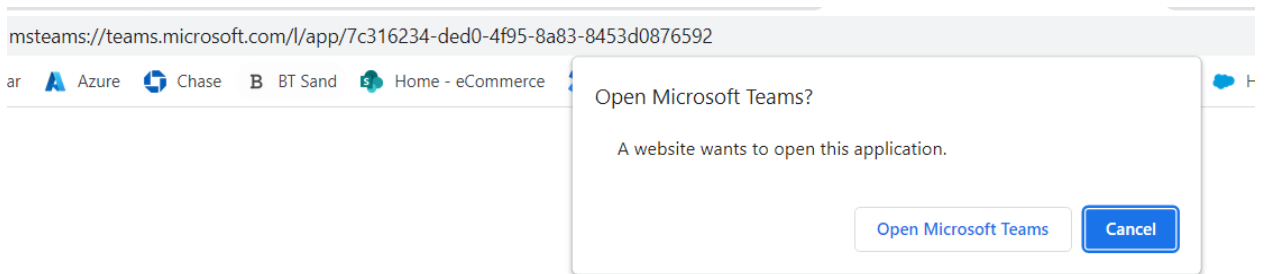


Here's where I ultimately want to land:



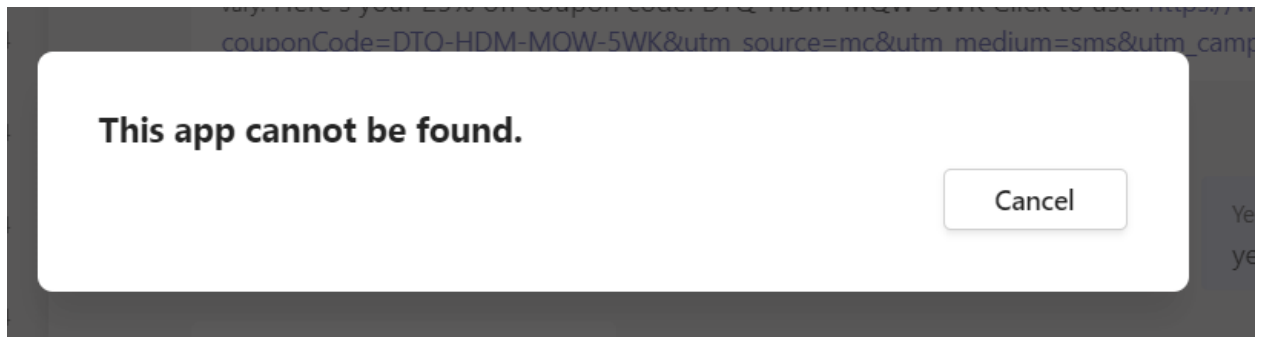
Using this: <msteams://teams.microsoft.com/l/app/7c316234-ded0-4f95-8a83-8453d0876592>

Yields this (which is fine):



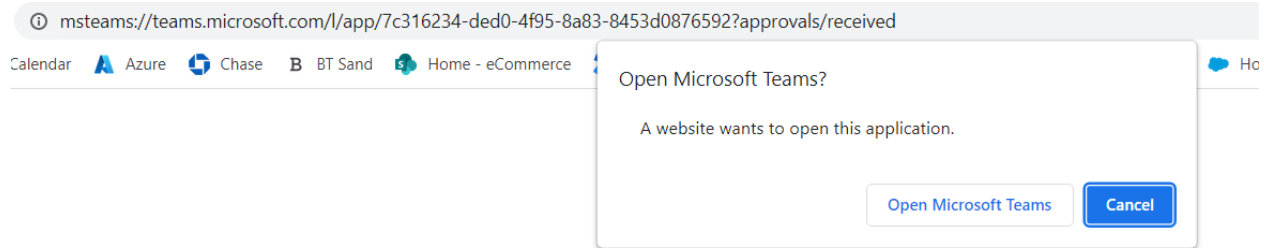
Notice, here there is no prompt to "always open".

Then, when I click "Open Microsoft Teams", I get this:



Using this: msteams://teams.microsoft.com/l/app/7c316234-ded0-4f95-8a83-8453d0876592?approvals/received

I get this:

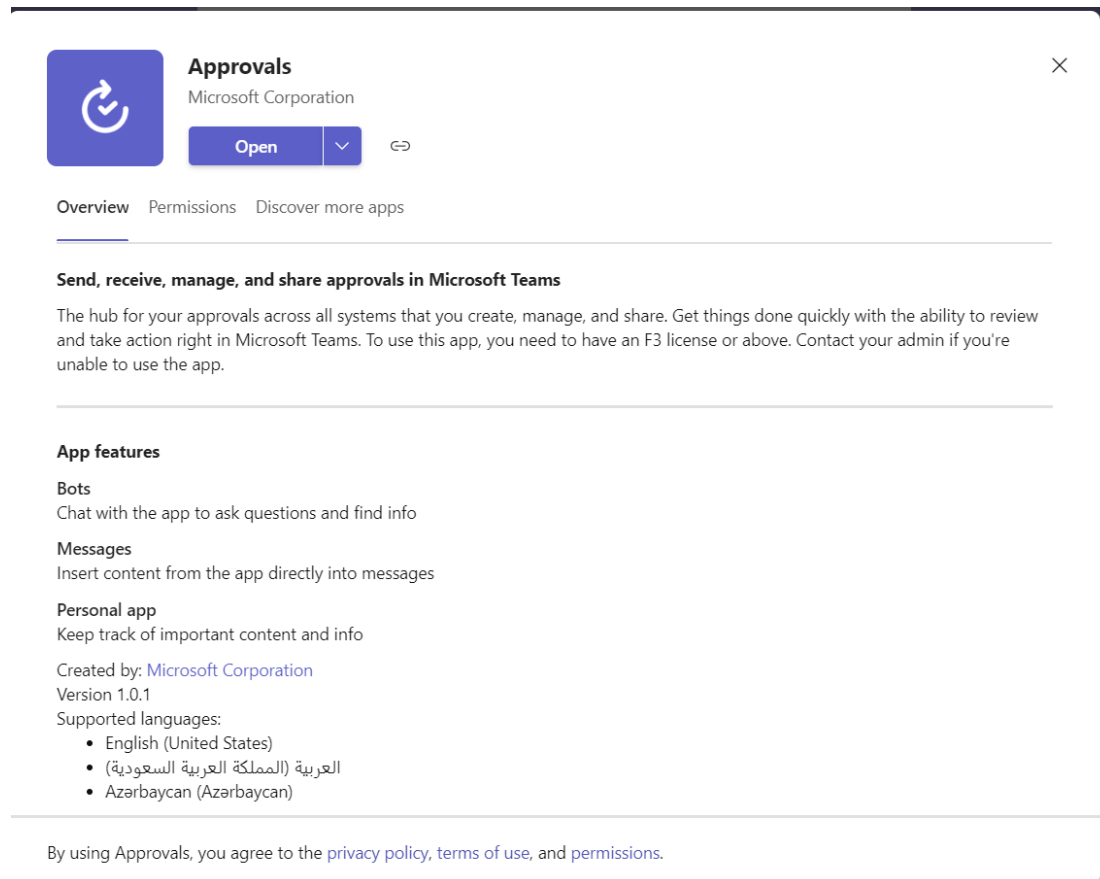


Then, when I click "Open Microsoft Teams", I get to the below screen.

I would like this to open automatically rather than have the user hit "open" here.

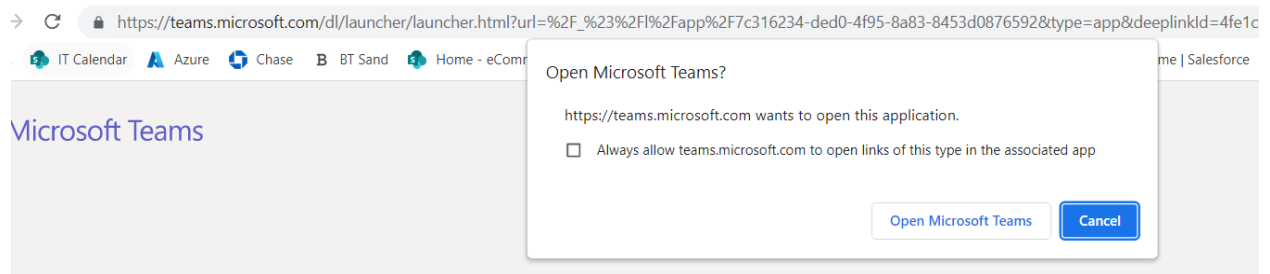
Hitting "Open" here actually does take me exactly where I want to go.

Keep reading for more...



Using this: <https://teams.microsoft.com/l/app/7c316234-ded0-4f95-8a83-8453d0876592>

Opens this prompt (which is fine):



But, again, when I click “Open Microsoft Teams”, it take me to the screen (shot) below.

Again, I want this to “open” automatically and not have the user click open again.

A screenshot of the Microsoft Teams 'Approvals' app page. The page has a purple header with the 'Approvals' logo and the text 'Microsoft Corporation'. Below the header is a navigation bar with 'Overview', 'Permissions', and 'Discover more apps'. The main content area has a title 'Send, receive, manage, and share approvals in Microsoft Teams' and a paragraph of text: 'The hub for your approvals across all systems that you create, manage, and share. Get things done quickly with the ability to review and take action right in Microsoft Teams. To use this app, you need to have an F3 license or above. Contact your admin if you're unable to use the app.' Below this is a section titled 'App features' with three sub-sections: 'Bots' (Chat with the app to ask questions and find info), 'Messages' (Insert content from the app directly into messages), and 'Personal app' (Keep track of important content and info). At the bottom, it says 'Created by: Microsoft Corporation', 'Version 1.0.1', and 'Supported languages:' followed by a list: 'English (United States)', 'العربية (المملكة العربية السعودية)', and 'Azerbaijani (Azerbaijan)'. A footer at the very bottom states: 'By using Approvals, you agree to the privacy policy, terms of use, and permissions.'