

WHY IS IT SO HARD TO REFRESH A DATAGRIDVIEW?

I have a form named "FrmBilling" and on this form I have a datagridview named "OrderLinesDGV" on that form I have these fields named:

1. "ProductsCBX", is a combobox where the user selects a product, in this case he or she uses an item named "TATTOO". This product when chosen automatically opens a form to allow a user to select or create a customer. So far everything is working perfectly.
2. After the customer is chosen, another form opens automatically to allow users to select a salesperson for that OrderLinesDGV row. This update the ID of the salesperson on the main form (FrmBilling) That field is "SalespersonIDTB.Text ". Again, so far everything is working perfectly.
3. The row number of that datagridview is on the FrmBilling and in this field: "OrderLineIDTB.Text", as you will see in the following my only problems is that I have to click on a button named "BtnUpdateSalesperson" to have the field SalespersonIDTB.Text copied into a field named SalespersonID in the OrderLinesDGV.

I can't seem to find how to perform a click automatically on that button, here is the form before to choose a product:

The screenshot shows a software interface for order management. At the top, there is a header with "STATION #: 101" and "ORDER #: 1010000001". Below the header, there are tabs for "Backorder", "Products", "Customers", "Inventory", "Internet sites", "Tools", "History", "Salespersons", and "Help". The main form is divided into several sections:

- Billing address:** Sold to: Mario Lemieux, Address: 2 Brunet, Suite 2, City: Ste-Agathe2, State/Province: Quebec2, Country: Canada2, Zip code: 9102, Phone: (514) 573-2002, Extension: 1, Fax: () -, Cell: (514) 767-5402, Attention of: Claude Larocque2, Email: customer@2.com, Notes: Notes on customer 2.
- Shipping address:** Send to: NATIONAL HOCKEY LEAGUE2, Address: 2 Brunet, Suite 2, City: Ste-Agathe des Monts2, State: Quebec2, Country: Canada2, Zip code: 6222, Phone: 5143262902, Cell: 5143262802.
- Invoice #:** 1010000001, Order date: 4/1/2022 3:00:44 PM, Invoice date: 4/1/2022 3:00:44 PM, Delivery date: 4/5/2022, Delivery instructions: DeliveryNotes for customer2, Date paid: 4/5/2022 3:24:07 PM.
- Product selection:** A dropdown menu labeled "Product ID or Barcode" with "TATTOO" selected. A red arrow points to this dropdown with the label "ProductsCBX".
- Data Grid:** A table with columns: DELETE, EDIT, OrderNo, ProductID, ProductName, Quantity, UnitPrice, ExtendedPrice, DiscountRate, DiscountAmount, Line Total, DeliveryDate, TaxRate1. The first row is highlighted in blue.
- Buttons:** "Search", "Sell a gift certificate", "Apply COUPON(S)", "Salesperson update". A red arrow points to the "Salesperson update" button with the label "BtnUpdateSalesperson".
- Footer:** Cashier info: 1, 1 ACR ZZ-SUPPORT, Salesperson info: 24, Order note: Special notes on customer 2 orders, Records count: 0, STATUS: New ORDER, PAID, Sub total: 0.00, GST: 0.00, QST: 0.00, Tax: 0.00, TOTAL: 0.00.

STATION #: 101 Select a station: Station changed ORDER #: 1010000001 Delete this order

Backorder Product

Billing address
 Sold to: **Guy Lafleur**
 Address: 5 Brunet
 Address 2: Suite 5
 City: Ste-Agathe5
 Country: Canada5
 Phone: (514) 573-2005
 Cell: (514) 767-5405
 Email: customer@5.com
 Notes: Notes on customer

SEARCH A CUSTOMER
 SEARCH BY ID, NAME, CATEGORY, TELEPHONE, ETC...

CustomerID	Society	Title	First Name	MiddleName	LastName	Address1	Address2
1	AUTO-CASH REGISTER		Walk	MIDDLENAME 1	In	1 Brunet	Suite 1
2	NATIONAL HOCKEY LEAGUE2	Mr.	Mario	MIDDLENAME 2	Lemieux	2 Brunet	Suite 2
3	NATIONAL HOCKEY LEAGUE3	Mr.	Bobby	MIDDLENAME 3	Orr	3 Brunet	Suite 3
4	NATIONAL HOCKEY LEAGUE4	Mr.	Jean	MIDDLENAME 4	Beliveau	4 Brunet	Suite 4
5	NATIONAL HOCKEY LEAGUE5	Mr.	Guy	MIDDLENAME 5	Lafleur	5 Brunet	Suite 5
6	NATIONAL HOCKEY LEAGUE6	Mr.	Maurice	MIDDLENAME 6	Richard	6 Brunet	Suite 6
7	NATIONAL HOCKEY LEAGUE7	Mr.	Gordie	MIDDLENAME 7	Howe	7 Brunet	Suite 7
8	NATIONAL HOCKEY LEAGUE8	Mr.	Sydney	MIDDLENAME 8	Crosby	8 Brunet	Suite 8
9	NATIONAL HOCKEY LEAGUE9	Mr.	Bobby	MIDDLENAME 9	Hull	9 Brunet	Suite 9
10	NATIONAL HOCKEY LEAGUE10	Mr.	Marc	MIDDLENAME 10	Messier	10 Brunet	Suite 10
11	NATIONAL HOCKEY LEAGUE11	Mr.	Jaromir	MIDDLENAME 11	Jagr	11 Brunet	Suite 11
12	NATIONAL HOCKEY LEAGUE12	Mr.	Alexander	MIDDLENAME 12	Ovetchkin	12 Brunet	Suite 12
13	NATIONAL HOCKEY LEAGUE13	Mr.	Mike	MIDDLENAME 13	Bossy	13 Brunet	Suite 13
14	NATIONAL HOCKEY LEAGUE14	Mr.	Rumold	MIDDLENAME 14	Rumold	14 Brunet	Suite 14

PRODUCTS PRICES LIST
 Products price list 1
 Products price list 2
 Products price list 3
 Products price list 4
 Products price list 5
For information only

CUSTOMER INFORMATION
 Customer ID: 1
 Society name: AUTO-CASH REGISTER
 Title: First Name: Middle Name: Last Name:
 Walk MIDDLENAME In
 Address: 1 Brunet
 Address 2: Suite 1
 City: Toronto State: Quebec1
 Country: Canada1 Zip code: 9101
 Phone: (514) 573-2001 Ext: 1 Fax: (514) 929-0401
 Cellular: (514) 767-5401 Attention of: Claude Larocque1
 Email: customer@1.com
 Notes: This is the default customer, you can select another if no articles were selected in that order.
 Filing name: In, Walk

Total records found: 16
 DeliveryClaude1
 1 Brunet
 Suite 1
 Ste-Agathe1
 Quebec1
 6111
 Canada1
 5143262901
 5143262801

ADD A CUSTOMER
Records in red can't be change!

ACCEPT

Cashier info: 1
 Salesperson info: 22

NEW ORDER CATEGORIES CUSTOMERS SALESPERSON PRINT INVOICE PAYMENTS VIEW GIFT CERTIFICATE PREVIEW COUPON TOTAL: 0.00

OrderNo Cost
 SELECT 10100000001 1
 SELECT 10100000002 1
 SELECT 10100000003 1
 SELECT 10100000004 1
 SELECT 10100000005 1

Apply COUPON(S)

On this form the user is selecting an existing customer or he or she can create a new customer. That works perfectly

STATION #: 101 SELECT THE SALESPERSON FOR THIS ORDER

Backorder Products

Billing address

Sold to: **Mario Lemieux**

Address: 2 Brunet

Address 2: Suite 2

City: Ste-Agathe2


Country: Canada2

Phone: (514) 573-2002


Cell: (514) 767-5402

Email: customer@2.com


Notes: Notes on customer




Marina Caine




Olena Hrashova



Leo Isaza



Sai Li



Carole Renzo

Order #:

Date:

date:

date:

DeliveryNotes for customer2

paid:

Apply COUPON(S)

	OrderNo	Cost
SELECT	10100000001	1
SELECT	10100000002	1
SELECT	10100000003	1
SELECT	10100000004	1
SELECT	10100000005	1

New ORDER PAID

0.00

0.00

0.00

0.00

0.00

You can have 36 salesperson on this form, this customer has 5

Cashier info: 1

Salesperson info: 22

NEW ORDER

Then this form appears, and the user is selecting which employee is going to be the salesperson. By doing so, the field SalespersonIDTB.Text is updated automatically.

STATION #: 101 Select a station: Station changed ORDER #: 1010000001 Delete this order

Backorder Products Customers Inventory Internet sites Tools History Salespersons Help

Billing address Can't change customer when items are selected!

Sold to: Mario Lemieux
 Address: 2 Brunet
 Address 2: Suite 2
 City: Ste-Agathe2 State/Province: Quebec2
 Country: Canada2 Zip code: 9102
 Phone: (514) 573-2002 Extension: 2 Fax: (514) 929-0402
 Cell: (514) 767-5402 Attention of: Claude Larocque2
 Email: customer@2.com
 Notes: Notes on customer 2

Shipping address

Send to: DeliveryClaude2
 Address: 2 Brunet
 Address 2: Ste 2
 City: Ste-Agathe des Monts2 State: Quebec2
 Country: 6222 Zip code: Canada2
 Phone: 5143262902 Cell: 5143262802

Invoice #: 1010000001
 Order date: 4/1/2022 3:00:44 PM
 Invoice date: 4/1/2022 3:00:44 PM
 Delivery date: 4/5/2022 3:26:33 PM
 Delivery instructions: DeliveryNotes for customer2
 Date paid: 4/5/2022 3:24:07 PM

ID: 2
 P.O No: 0
 Back Order: 0

0.0000 0.0000 0.0000 0.0000 0.0000
 Price1 Price2 Price3 Price4 Price5

Product ID or Barcode: 70
 TATTOO

DELETE	EDIT	OrderNo	ProductID	ProductName	Quantity	UnitPrice	ExtendedPrice	DiscountRate	DiscountAmount	LineTotal	DeliveryDate	TaxRate1
Delete	Edit	10100000001	1	TATTOO	1	0.0000	0.00	0.00000	0.00	0.00	4/5/2022	0.05000

OrderLineIDTB.Text

SalespersonIDTB.Text

Cashier info: 1 1 ACR ZZ-SUPPORT
 Salesperson info: 24 Olena Hrashova

Order note: Special notes on customer 2 orders
 Records count: 1 STATUS: **New ORDER** PAID

NEW ORDER CATEGORIES CUSTOMERS SALESPERSON PRINT INVOICE PAYMENTS VIEW GIFT CERTIFICATE PREVIEW COUPON

Sub total: 0.00
 GST: 0.00
 GST: 0.00
 Tax: 0.00
 TOTAL: 0.00

After that the salesperson is selected, the ID is updating correctly.

Now on the row that was just created, there is a field named "SalespersonID" that I want to be update automatically with the SalespersonIDTB.Text that just received the update.

I must click on the button "Salesperson update" to do so.

I have tried to put the BtnUpdateSalesperson.PerformClick many places but without success. If I click on that button, everything works perfectly... it should not be that complicated 😊

I tried .RefreshEdit and many more without success.

Here is the last image and the necessary code.

STATION #: 101 Select a station: Station changed ORDER #: 1010000001 Delete this order

Backorder Products Customers Inventory Internet sites Tools History Salespersons Help

Billing address Can't change customer when items are selected!

Sold to: Mario Lemieux
 Address: 2 Brunet
 Address 2: Suite 2
 City: Ste-Agathe2 State/Province: Quebec2
 Country: Canada2 Zip code: 9102
 Phone: (514) 573-2002 Extension: 2 Fax: (514) 929-0402
 Cell: (514) 767-5402 Attention of: Claude Larocque2
 Email: customer@2.com
 Notes: Notes on customer 2

Shipping address

Send to: DeliveryClaude2
 Address: 2 Brunet
 Address 2: Ste 2
 City: Ste-Agathe des Monts2 State: Quebec2
 Country: 6222 Zip code: Canada2
 Phone: 5143262902 Cell: 5143262802

Invoice #: 1010000001
 Order date: 4/1/2022 3:00:44 PM
 Invoice date: 4/1/2022 3:00:44 PM
 Delivery date: 4/5/2022 3:26:33 PM
 Delivery instructions: DeliveryNotes for customer2
 Date paid: 4/5/2022 3:24:07 PM

ID: 2
 P.O No: 0
 Back Order: 0

0.0000 0.0000 0.0000 0.0000 0.0000
 Price1 Price2 Price3 Price4 Price5

Product ID or Barcode 70
 TATTOO

PaymentDescription2	AmountDistributed2	BalancePayment2	PaymentDescription3	AmountDistributed3	BalancePayment3	CertificateNumber	CommissionPaid	SalespersonID
	0.00	0.00	-	0.00	0.00	-	<input type="checkbox"/>	24

Cashier info: 1 1 ACR ZZ-SUPPORT
 Salesperson info: 24 Olena Hrashova

Order note: Special notes on customer 2 orders

Records count: 1 STATUS: **NEW ORDER** PAID

Sub total: 0.00
 GST: 0.00
 GST: 0.00
 Tax: 0.00
 TOTAL: 0.00

NEW ORDER CATEGORIES CUSTOMERS SALESPERSON PRINT INVOICE PAYMENTS VIEW GIFT CERTIFICATE PREVIEW COUPON

As you can see the SalespersonID in the datagridview was updated, the code is just below:

```

Public Sub UpdateSalespersonIDInOrderLine()
  'ADD SQL PARAMS & RUN THE COMMAND
  Try
    SQL.AddParam("@OrderLine", Me.OrderLineIDTB.Text)
    SQL.AddParam("@SalespersonID", Me.SalespersonIDTB.Text)
    SQL.ExecQuery("UPDATE Sales.OrderLines " &
      "SET SalespersonID=@SalespersonID WHERE OrderLineID=@OrderLine;")
    RecordsCounted()
    ProductCBX.Select()
    If SQL.HasException(True) Then Exit Sub
  Catch ex As Exception
    MsgBox(ex.Message)
    System.IO.File.AppendAllText("C:\AutoCashRegister\Documents\log.txt", ex.ToString & vbNewLine & vbNewLine)
  End Try
End Sub

Public Sub BtnUpdateSalesperson_Click(sender As Object, e As EventArgs) Handles BtnUpdateSalesperson.Click
  Try

```

```

UpdateSalespersonIDInOrderLine()
If SQL.HasException(True) Then Exit Sub
Catch ex As Exception
MsgBox(ex.Message)
System.IO.File.AppendAllText("C:\AutoCashRegister\Documents\log.txt", ex.ToString & vbNewLine & vbNewLine)
End Try
End Sub

```

```

Public Function RecordsCounted() As DataTable
Dim query As String = "SELECT * FROM Sales.OrderLinesQuery WHERE OrderNo = '" &
SelectedOrderTB.Text & "'"
Dim constr As String = "Data Source=ACSERVER\ACRSERVER;Initial Catalog=ACData;Integrated
Security=SSPI;"
Using DBCon As New SqlConnection(constr)
Using DBCmd As New SqlCommand(query, DBCon)
Using DBDA As New SqlDataAdapter(DBCmd)
Dim DBDT As New DataTable()
DBDA.Fill(DBDT)
Me.RecordsCountTB.Text = DBDT.Rows.Count.ToString
OrderLinesDGV.DataSource = DBDT
OrderLinesDGV.Sort(OrderLinesDGV.Columns(2), ListSortDirection.Ascending)
'FormatPaymentsALL()
Return DBDT
End Using
End Using
End Using
End Function

```